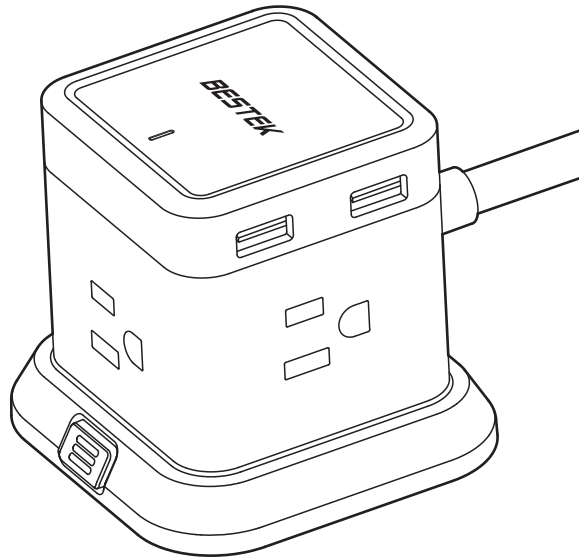


BESTEK

Vertical USB Power Strip

MODEL NO.: MRJ3006



1

Introduction:

Thank you for choosing the BESTEK Vertical USB Power Strip. This manual contains important information, please read it carefully before usage and keep it for future reference.

Package Contents:

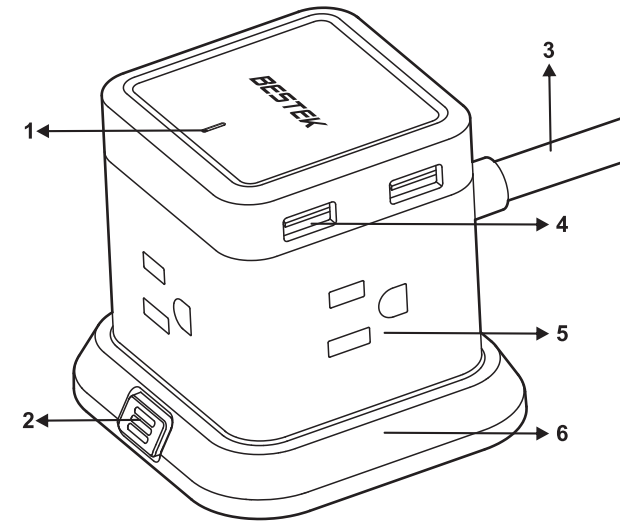
- ◆ 1 x BESTEK Vertical USB Power Strip
- ◆ 1 x Double-sided adhesive
- ◆ 2 x Screws
- ◆ 1 x User Manual

Specifications:

AC Input	13A(Max) 100~240 V~ 60Hz
Rated Power	1625W
Total Number of Outlets	7 (3AC,4USB)
USB Output	USB:5V $\overline{\text{---}}$ 2.4Ax4(Auto) USB Output Power:20W(Total)
Protection Features	Over Voltage Protection
	Over Current Protection
	Short Circuit Protection
	Overload Protection
Environmental Temperature	Operating:-10~40°C Store:-20~80°C
Environmental Humidity	Operating:From 10% to 90% relative humidity (non-condensing) Store:From 5% to 95% relative humidity (non-condensing)
Cover's Materials	ABS UL94V-0
Cord Length	1.5m
Product Dimension	85.0 x 86.0 x 80.0mm
Product Weight	412±10g

2

Product Appearance:



- 1: USB LED Indicator
- 2: Button
- 3: 5 Feet Power Cord
- 4: 4*USB Charging Port
- 5: 3*AC Outlet
- 6: Detachable Base

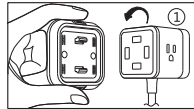
3

Product Features:

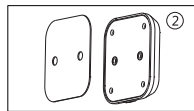
- ◆ 3 US standard AC outlets.
- ◆ 5 feet heavy duty power cord.
- ◆ 4 powered USB charging ports (4 Amps combined).
- ◆ USB LED Indicator.
- ◆ Compact, lightweight design, ideal for travel and daily use.
- ◆ With intelligent recognition function, USB ports can detect your device to deliver its safest maximum charge speed.
- ◆ Overcurrent protection, short-circuit protection and overload protection (When normal charging, the indicator light is blue; when the USB ports are in the event of over current or short-circuit, the USB ports will stop output and the LED indicator will go out; after trouble shooting, the LED indicator will resume blue).

How to use:

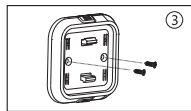
1: The main body of the power strip can be used separately from the base (press the button to detach the base) (as Picture 1).



2: The base of this power strip can be fixed on the wall, desktop or other flat surface, there are two options (as Picture 2&3).



Fixed with double-sided adhesive



Fixed with screws

4

Warning:

- ◆ Indoor use only
- ◆ Do not operate this power strip near the rain or wet areas.
- ◆ Do not operate this power strip if liquid of any kind is spilled onto or inside the unit.
- ◆ Do not expose this power strip to direct sunlight or place it near wall heaters, space heaters, or enclosed spaces prone to temperature increase.
- ◆ Do not disassemble or repair this power strip by yourself.
- ◆ Do not bend the pins of the plug.
- ◆ Please keep this power strip away of children.

Note:

- ◆ When simultaneously charging multiple devices, please make sure the total wattage doesn't exceed the rated power of this power strip.
- ◆ It's normal for the power strip to be a little warm when you use it to charge multiple devices.
- ◆ When your device's battery is fully drained, it may be charged a little slower at the beginning because of the battery protection from your device.
- ◆ Please check that your phone, tablet and other devices are used in accordance to your devices' user manual instruction.

Caution:

TO REDUCE THE RISK OF ELECTRIC SHOCK, USE ONLY INDOORS. RISK OF ELECTRIC SHOCK-DO NOT PLUG INTO ANOTHER RELOCATABLE POWER TAPS. USE ONLY IN DRY LOCATION.

Warranty:

All BESTEK products come with a 30 day money-back guarantee, an 18-month warranty, and a lifetime of friendly customer service!

Contact Us:

If there is any quality-related issue or requirement about our product, please contact us via Amazon buyer-seller message portal, or by e-mailing customers.us@bestekcorp.com

Address:
1290E ELM ST, #A-8, ONTAIRO, CA91761
COMPANY: BESTEK
PHONE: 909-816-0181
Email: customers.us@bestekcorp.com
www.bestekmall.com

5

MADE IN CHINA